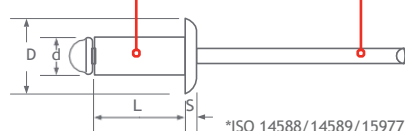


Standard  
Standard






ALLUMINIO 3,5% MG / ACCIAIO - Testa Tonda  
ALUMINIUM 3,5% MG / STEEL - Dome Head













ALLUMINIO  
3,5% MG  
ALUMINIUM  
3,5% MG








ACCIAIO  
STEEL

d mm.	L mm.	Codice Code	 mm.	 mm.	D mm.	s mm.	 mm.	 mm.	
<b>2,4</b>	4	B0012404	0,5 - 2,0	ø 2,5	5,0	0,8	500	300	20.000
	6	B0012406	2,0 - 4,0						20.000
	8	B0012408	4,0 - 6,0						20.000
	10	B0012410	6,0 - 8,0						15.000
	12	B0012412	8,0 - 10,0						10.000

d mm.	L mm.	Codice Code	 mm.	 mm.	D mm.	s mm.	 mm.	 mm.	
<b>3,0</b>	4	B0012904	0,5 - 1,5	ø 3,1	6,3	0,8	800	500	15.000
	6	B0012906	1,5 - 3,5						15.000
	8	B0012908	3,5 - 5,5						12.000
	10	B0012910	5,5 - 7,0						12.000
	12	B0012912	7,0 - 9,0						9.000
	14	B0012914	9,0 - 11,0						8.500
	16	B0012916	11,0 - 13,0						8.500
	18	B0012918	13,0 - 15,0						8.500
20	B0012920	15,0 - 17,0	7.500						

d mm.	L mm.	Codice Code	 mm.	 mm.	D mm.	s mm.	 mm.	 mm.	
<b>3,2</b>	4	B0013204	0,5 - 1,5	ø 3,3	6,3	1,0	980	760	11.500
	6	B0013206	1,5 - 3,5						11.500
	8	B0013208	3,5 - 5,0						10.000
	10	B0013210	5,0 - 7,0						9.000
	12	B0013212	7,0 - 9,0						9.000
	14	B0013214	9,0 - 11,0						8.500
	16	B0013216	11,0 - 13,0						8.000
	18	B0013218	13,0 - 15,0						8.000
	20	B0013220	15,0 - 17,0						7.000
25	B0013225	17,0 - 22,0	6.000						

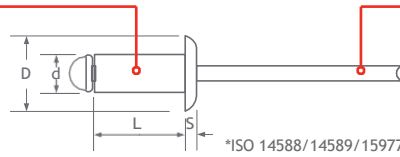
d mm.	L mm.	Codice Code	 mm.	 mm.	D mm.	s mm.	 mm.	 mm.	
<b>3,4</b>	7	B0013407	1,0 - 3,5	ø 3,5	6,7	1,0	1270	890	10.000
	9	B0013409	4,0 - 6,0						10.000
	11	B0013411	5,5 - 7,5						10.000
	12	B0013412	6,5 - 8,5						9.000

**ALLUMINIO 3,5% MG / ACCIAIO - Testa Tonda**  
**ALUMINIUM 3,5% MG / STEEL - Dome Head**






Standard  
Standard








ALLUMINIO  
3,5% MG  
ALUMINIUM  
3,5% MG



ACCIAIO  
STEEL

d mm.	L mm.	Codice Code	 mm.	 mm.	D mm.	s mm.	 h	 N	
<b>4,0</b>	5	B0013805	1,0 - 2,5						10.000
	6	B0013806	1,5 - 3,0						10.000
	8	B0013808	3,0 - 5,0						8.000
	10	B0013810	5,0 - 6,5						8.000
	12	B0013812	6,5 - 8,5						7.000
	14	B0013814	8,5 - 10,5						7.000
	16	B0013816	10,5 - 12,5	ø 4,1	8,0	1,3	1600	1200	6.500
	18	B0013818	12,5 - 14,5						6.000
	20	B0013820	14,5 - 16,5						5.000
	23	B0013823	16,5 - 19,0						4.500
	25	B0013825	19,0 - 21,5						4.000
	30	B0013830	21,5 - 26,0						3.500
	35	B0013835	26,0 - 30,0						3.000

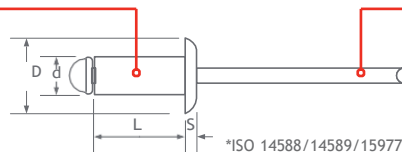
d mm.	L mm.	Codice Code	 mm.	 mm.	D mm.	s mm.	 h	 N	
<b>4,8</b>	6	B0014806	1,5 - 2,5						6.500
	8	B0014808	2,5 - 4,0						6.500
	10	B0014810	4,0 - 6,0						5.000
	12	B0014812	6,0 - 8,0						5.000
	14	B0014814	8,0 - 10,0						5.000
	16	B0014816	10,0 - 12,0						3.500
	18	B0014818	12,0 - 14,0						3.500
	20	B0014820	14,0 - 16,0						3.500
	22	B0014822	16,0 - 18,0						3.000
	25	B0014825	18,0 - 21,0	ø 4,9	9,5	1,4	2230	1690	3.000
	28	B0014828	21,0 - 23,5						2.500
	30	B0014830	23,5 - 25,0						2.500
	35	B0014835	25,0 - 30,0						2.500
	40	B0014840	30,0 - 35,0						2.000
	45	B0014845	35,0 - 40,0						1.500
	50	B0014850	40,0 - 45,0						1.500
	55	B0014855	45,0 - 50,0						1.500
	60	B0014860	50,0 - 55,0						1.000

Standard  
Standard

ALLUMINIO 3,5% MG / ACCIAIO - Testa Tonda  
ALUMINIUM 3,5% MG / STEEL - Dome Head













ALLUMINIO  
3,5% MG  
ALUMINIUM  
3,5% MG








ACCIAIO  
STEEL



d mm.	L mm.	Codice Code	 mm.	 mm.	D mm.	s mm.			
5,0	6	B0015006	0,5 - 2,5	ø 5,1	9,5	1,4	2500	2000	7.000
	8	B0015008	2,5 - 4,5						6.500
	10	B0015010	4,5 - 6,0						5.000
	12	B0015012	6,0 - 8,0						5.000
	14	B0015014	8,0 - 10,0						5.000
	16	B0015016	10,0 - 12,0						3.500
	18	B0015018	12,0 - 14,0						3.500
	20	B0015020	14,0 - 17,0						2.500
	25	B0015025	17,0 - 20,0						2.500
	27	B0015027	20,0 - 23,0						2.500
	30	B0015030	23,0 - 25,0						2.500
	35	B0015035	25,0 - 30,0						2.000
	40	B0015040	30,0 - 35,0						2.000
	45	B0015045	35,0 - 40,0						1.500
	50	B0015050	40,0 - 45,0						1.500

d mm.	L mm.	Codice Code	 mm.	 mm.	D mm.	s mm.			
6,0	8	B0015808	2,0 - 3,0	ø 6,1	12,0	1,9	3900	3000	3.500
	10	B0015810	3,0 - 5,0						3.000
	12	B0015812	5,0 - 7,0						3.000
	14	B0015814	7,0 - 9,0						2.500
	16	B0015816	9,0 - 11,0						2.500
	18	B0015818	11,0 - 13,0						2.000
	20	B0015820	13,0 - 15,0						2.000
	22	B0015822	15,0 - 17,0						2.000
	26	B0015826	17,0 - 20,0						2.000
	30	B0015830	20,0 - 24,0						1.500
	35	B0015835	24,0 - 29,0						1.000
	40	B0015840	29,0 - 34,0						1.000
	45	B0015845	34,0 - 39,0						1.000

d mm.	L mm.	Codice Code	 mm.	 mm.	D mm.	s mm.			
6,4	10	B0016410	2,0 - 4,0	ø 6,5	13,0	2,2	4090	3120	3.000
	12	B0016412	4,0 - 6,0						2.500
	15	B0016415	6,0 - 9,0						2.500
	18	B0016418	9,0 - 13,0						2.000
	22	B0016422	13,0 - 16,0						2.000
	26	B0016426	16,0 - 20,0						2.000
	30	B0016430	18,0 - 24,0						1.500
	35	B0016435	24,0 - 30,0						1.000
	40	B0016440	30,0 - 35,0						1.000
	50	B0016450	40,0 - 46,0						1.000